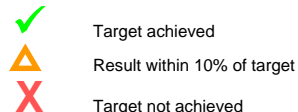


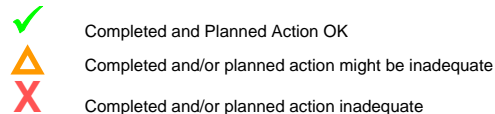
North Yorkshire LAA: 1 April 2008 to 31 March 2011

ADDITIONAL LOCAL Indicators (total of 13) Quarterly Monitoring Report - Quarter 2 (1 July 2009 - 30 September 2009)

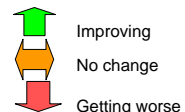
KEY: Target Achievement



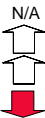


Action Evaluation



Comparison against previous reporting period



Indicator reference * = 2007/10 STRETCH TARGET	Description	Targets and outturns			Target Achievement	Comparison against previous reporting period	Action evaluation	Target Lead Officer/Employing Organisation	Comments
		Period	Target	Outturn					
ADULTS THEMATIC PARTNERSHIP									
L 18	The number of people benefiting from Telecare.	2007/08	11452	11185		N/A		Seamus Breen NYCC	Excellent progress. 2009/10 Target met.
		2008/09	11570	12028					
		2009/10 Q1		12265					
		Q2		13055					
		Q3							
		Q4	11690						
		2010/11	11800						
CHILDREN AND YOUNG PEOPLE THEMATIC PARTNERSHIP									
L 70 (NI 110)	Local Interim Measure – Youth Work Activity.	2008/09	16990 / 206945	15424 / 208001		N/A		Chris McGee NYCC	Progress to date reflects planned youth work activity within the Local Authority Youth Service and youth work provided by various partners in the third sector. It is 10% above target giving confidence that the annual target will be achieved.
		2009/10 Q1	4248 / 54323	4740 / 53833		N/A			
		Q2	8496 / 108646	9376 / 125418					
		Q3	12744 / 162969						
		Q4	16990 / 217292						
		Craven	2030 / 23083						
		Hambleton	3068 / 45849						
		Harrogate	4126 / 58814						
		Richmondshire	1896 / 16451						
		Ryedale	1567 / 22372						
		Scarborough	2818 / 29971						
		Selby	1485 / 20725						
		2010/11	16990 / 228157						
L 61	Number of children living in kinship care as an alternative to being looked after.	2007/08	85	82		N/A		David Molesworth NYCC	ICS Recovery Plan being implemented. Enhancing quality of data by manual checking methods.
		2008/09	40	39					
		2009/10 Q1		5		N/A			
		Q2	23	14					
		Q3							
		Q4	46						
		2010/11	50						

		Targets and outturns			Target Achievement	Comparison against previous reporting period	Action evaluation	Target Lead Officer/Employing Organisation	Comments	
Indicator reference * = 2007/10 STRETCH TARGET	Description	Period	Target	Outturn						
L 62	Number of looked after children placed out of North Yorkshire.	2007/08	113	93	✓	N/A 	✓	David Molesworth NYCC	2008/09 Target met. 2009/10 trend requires close monitoring.	
		2008/09	85	74	✓		✓			
		2009/10 Q1			58		✓			✓
			Q2		73		✓			✓
			Q3							
		Q4		80						
		2010/11		75						
ECONOMY AND ENTERPRISE THEMATIC PARTNERSHIP										
L36	To increase the number and value of the creative industry businesses by 5%.	2007/08		See Comment	N/A	N/A	✓	Gillian Wall NYCC	No newer data is available beyond the baseline of 1,900 businesses (2006) in the Creative Industries Sector.	
		2008/09		See Comment	N/A	N/A	✓			
		2009/10	1999	See Comment	N/A	N/A	✓			
		2010/11	2020							
L 37	To increase the value of tourism earnings in North Yorkshire by at least 5% by 2010. (£mn)	2007/08		£1,399	N/A	N/A	✓	Carol Renahan NYCC	Data is only available on an annual basis - latest data states that the value of tourism for North Yorkshire in 2007 was £1,339 million. (2006 £1,558 million) There has however been a change in the way day visits have been calculated for this year, which has affected the comparability of the results to previous years. It is possible that previous estimates may have overinflated the number of day trips to rural areas, while under inflating trips to urban areas. The effect of this was particularly noticeable in North Yorkshire, which has a large rural tourism product offer.	
		2008/09		See Comment	N/A	N/A	✓			
		2009/10		See Comment	N/A	N/A	✓			
		2010/11	£1,406							
L 73 (NI 163)	Proportion of population aged 19-64 for males and 19-59 for females qualified to at least Level 2 or higher.	2007/08 Craven Hambleton Harrogate Richmondshire Ryedale Scarborough Selby	74.8%	71.3%			✓	Laura Davis LSC	No quarterly targets set. 2008 data now available showing the Level 2 target has been narrowly missed, this will be discussed further at the York and North Yorkshire Employment and Skills Partnership. Although the target has been missed, North Yorkshire has had a much greater percentage increase on the year before than Y&H and England, and the 2008 figure is within 1.4pp of the target.	
				68.1%						
				72.6%						
				77.9%						
				67.6%						
				65.4%						
				64.9%						
72.8%										
2008/09 Craven Hambleton Harrogate Richmondshire Ryedale Scarborough Selby	78.3%	73.4%	N/A	N/A						
		71.1%								
		71.3%								
		75.4%								
		67.8%								
		80.0%								
		70.4%								
76.3%										
2009/10	81.8%	See Comment	N/A	N/A	✓					
2010/11										

		Targets and outturns			Target Achievment	Comparison against previous reporting period	Action evaluation	Target Lead Officer/Employing Organisation	Comments	
Indicator reference * = 2007/10 STRETCH TARGET	Description	Period	Target	Outturn						
HEALTHIER COMMUNITIES THEMATIC PARTNERSHIP										
L 68	All age all cause mortality. (To slow down the widening of inequalities between Harrogate and Scarborough with target inequalities gap figures).	2007/08		See Comment	N/A	N/A	✓	Rachel Johns NYPCT	Target is monitored annually. Latest data available shows that the gap between the 2005-07 rates has reduced to 17.1% (2004-06 17.6%) The rates have decreased in both Harrogate and Scarborough.	
		2008/09	< 17.6%	See Comment	N/A	N/A	✓			
		2009/10	< 17.6%	See Comment	N/A	N/A	✓			
		2010/11	< 17.6%							
L 71 (NI 112)	The change in the rate of under-18 conceptions per 1,000 girls aged 15-17 years resident in the area for the current calendar year.	2008/09 Scarborough	N/A 37.2	See Comment	N/A	N/A	✓	Carly Walker NYCC	Target is monitored annually. NB. Data for the final quarter of 2007 has now been released. This shows that teenage pregnancy rates increased slightly between 2004 & 2006 and 2005 & 2007. However this increase is not as high as other parts of North Yorkshire. Scarborough is also now below the national average for teenage pregnancy, whereas previously it was much higher.	
		2009/10 Scarborough	N/A 34.4	See Comment	N/A	N/A	✓			
		2010/11	18.3							
		Scarborough	30.0							
SAFER COMMUNITIES THEMATIC PARTNERSHIP										
L 67	Perceptions of anti-social behaviour.	2007/08	N/A	N/A	N/A	N/A	✓	CDRP Managers	Measurement of this target is based on the results of the bi-annual PLACE survey. The 2008 survey provided a baseline. *The result of the 2008 Place Based Survey plus / minus the minimum change required to demonstrate a statistically significant improvement (calculated in accordance with the relevant departmental advice). The final numerical value for the 2010-11 target will be confirmed by the Home Office once data for the 2010 Place Survey is available.	
		2008/09 Q1	N/A	N/A	N/A	N/A	✓			
		Q2	N/A	N/A	N/A	N/A	✓			
		Q3	N/A	N/A	N/A	N/A	✓			
		Q4	15%	11.3% (Baseline)	✓	N/A	✓			
		Craven		9.5						
		Hambleton		8.8						
		Harrogate		9.3						
		Richmondshire		7.2						
		Ryedale		10.8						
		Scarborough		16.3						
		Selby		14.5						
		2009/10		See Comment						✓
		2010/11	MSSI* (Following 2008 survey indicative MSSI of - 2% agreed.							

Indicator reference * = 2007/10 STRETCH TARGET	Description	Targets and outturns			Target Achievement	Comparison against previous reporting period	Action evaluation	Target Lead Officer/Employing Organisation	Comments
		Period	Target	Outturn					
STRONGER COMMUNITIES THEMATIC PARTNERSHIP									
L 8	Prevent homelessness through advice and pro-active intervention (Number of households where homelessness has been prevented via Local Authority intervention).	2007/08	989	N/A	N/A	N/A	✓	Andrew Rowe SBC	Targets on Track. Q2 outturn is down on Q1 but still well ahead of target.
		2008/09	1228	1910	✓	N/A	✓		
		2009/10 Q1	326.25	624	✓	N/A	✓		
		2009/10 Q2	652.50	1,202	✓	↓	✓		
		Craven	38.50	82					
		Hambleton	61.00	60					
		Harrogate	165.00	348					
		Richmondshire	107.00	185					
		Ryedale	76.50	108					
		Scarborough	163.00	372					
	Selby	41.50	47						
	2009/10 Q3	978.75							
	2009/10 Q4	1305							
	2010/11	1383							
L 65	Environment for a thriving third sector	2008/09		15.5% (Baseline)	N/A	N/A	✓	Helen Black NYFVO	2008/09 outturn from National Survey of Third Sector Organisations (MORI) published by Cabinet Office of Third Sector in May 2009.
	2009/10						✓		
	2010/11	19.2% (3.7%)							
L 66	Engagement in the Arts	2007/08	5,312	5314	✓	N/A	✓	Gillian Wall NYCC	NB. 2007/08 Target and Outturn from Proxy Local Database. 2008/09 Outturn and 2010/11 Target Active People Survey.
	2008/09			47.3% (Baseline)	N/A	N/A	✓		
	2009/10						✓		
	2010/11	50.6% (3.3%)							