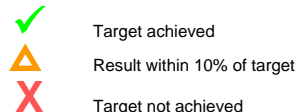


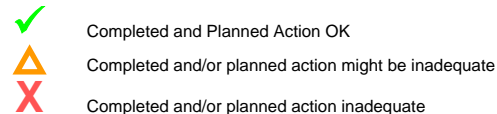
North Yorkshire LAA: 1 April 2008 to 31 March 2011

STRETCH Indicators (total of 19) Quarterly Monitoring Report - Quarter 2 (1 July 2008 - 30 September 2008)

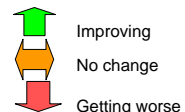
KEY: Target Achievement



Action Evaluation



Comparison against previous reporting period



		Targets and outturns			Target Achievement	Comparison against previous reporting period	Action evaluation	Target Lead Officer/Employing Organisation	Comments
Indicator reference * = 2007/10 STRETCH TARGET	Description	Period	Target	Outturn					
ADULTS THEMATIC PARTNERSHIP									
L 12* (ASP/4/a)	The number of additional extra care units occupied.	2007/08	93	134				Seamus Breen NYCC	Excellent progress. (Q1 23 above target - Q2 32 above target). Cumulative outturn currently 246 which is above 2008/09 end of year cumulative target.
		2008/09 Q1	40	63		N/A			
		Q2	80	112					
		Q3	120						
		Q4	150 (243 cum.)						
		2009/10	120 (363 cum.)						
		2010/11	40 (403 cum.)						
L13* (ASP/4/b)	The number of households receiving intensive home help/care as a percentage of all adults and older people in residential and nursing care and households receiving intensive home help/care.	2007/08	23.00%	30.80%		N/A		Mike Faulds NYCC	Performance is reported annually as denominator is the total number of weeks all adult client groups and older people were supported in residential and nursing care during the year. Numerator is available as based on number of households receiving intensive home care during sample week (September). Q2 figure using incomplete denominator is 30.30%, which is on target. This is not expected to alter significantly.
		2008/09	24.00%	See Comment	N/A	N/A			
		2009/10	26.00%						
		2010/11	26.00%						
L 17* (ASP/10/a)	The number of Adult Protection Referrals made to the lead agency (NYCC) under the multi-agency adult protection procedure.	2007/08	224	295		N/A		Mike Faulds NYCC	Excellent progress Q2 outturn only 12 short of 2008/09 end of year target.
		2008/09 Q1	62	90		N/A			
		Q2	124	234					
		Q3	186						
		Q4	246						
		2009/10	273						
		2010/11	300						

Indicator reference * = 2007/10 STRETCH TARGET	Description	Targets and outturns			Target Achievem ent	Comparison against previous reporting period	Action evaluati on	Target Lead Officer/Employing Organisation	Comments	
		Period	Target	Outturn						
L 19* (ASP/11/c)	The number of people (aged 16 plus) who are helped to live independently at home for a period of at least twelve months and prevented from admissions to residential care through assistive technology equipment, as measured by case file returns for North Yorkshire data.	2007/08	119	187	✓	N/A	✓	Seamus Breen NYCC	Excellent performance 2008/09 Target achieved.	
		2008/09	Q1	207	259	✓	N/A			✓
			Q2	227	330	✓	↑			✓
			Q3	247						
			Q4	272						
		2009/10	357 (cum)							
2010/11	432 (cum)									
L 69* (ASP/6/a)	The number of people receiving Direct Payments and/or an Individual Budget per 100,000 people aged 18 or over in the population.	2007/08	67	400.0	✓	N/A	✓	Mike Faulds NYCC	Excellent performance LAA Target met. The downturn in the Q2 outturn is due to the cyclical nature of Direct Payments which will pick up in the second half of the year.	
		2008/09	Q1		358.5	✓	N/A			✓
			Q2		269.0	✓	↓			✓
			Q3							
			Q4	83						
		2009/10	106							
2010/11	125									
CHILDREN AND YOUNG PEOPLE THEMATIC PARTNERSHIP										
NI 117* (CYP/7/a)	The percentage of 16 to 18 year olds who are not in education, employment or training (NEET).	2007/08	4.4%	3.8%	✓	N/A	✓	Louise Dunn NYCC	The high number of NEET and low number of learners is indicative of time of year which coincides with the end of the school year. It is recognised in setting this stretch target that the number of 'not known' will not increase above 3.5%. If the 'not known' exceeds this figure, then 50% of the reward grant will be lost. If the not known exceeds 5.25% then 100% of the reward grant will be lost. Due to the new software which defaults to a young person being identified as not known once the end of their education course is reached the figures for not knowns appear to be very high. This does not reflect the actual activity and actions are being taken to address this issue with the data collection / recording.	
		2008/09	Q1		3.8%	✓	N/A			⚠
				Q2	7.9%	✗	↓			⚠
				Craven	1.6%					
				Hambleton	6.6%					
				Harrogate	13.4%					
				Richmondshire	6.6%					
				Ryedale	11.7%					
		Scarborough	8.9%							
		Selby	8.8%							
Q3										
Q4	4.1%									
2009/10	3.6%									
2010/11	3.3%									

		Targets and outturns			Target Achievement	Comparison against previous reporting period	Action evaluation	Target Lead Officer/Employing Organisation	Comments
Indicator reference * = 2007/10 STRETCH TARGET	Description	Period	Target	Outturn					
L 58* (CYP/1/a)	% of schools achieving Healthy Schools Status (Calendar Year)	2007/08	60%	64%	✓	N/A	✓	Katharine Bruce NYCC	2008/09 target for 70% of schools to achieve National Healthy Schools status by December 08 achieved.
		2008/09 Q1		67%	✓	N/A ↑	✓		
			Q2	72%	✓				
		Craven		82%					
		Hambleton		81%					
		Harrogate		71%					
		Richmondshire		78%					
		Ryedale		68%					
		Scarborough		58%					
		Selby		69%					
		Q3							
Q4	70%								
2009/10	85%								
2010/11	90%								
L 64* (CYP/2/a)	Children and young people's participation in high quality sport.	2007/08	85%	88%	✓	N/A ↑	✓	Heather Newman NYCC	Progress towards the overall goal (annual target) is assessed through the annual PESSCL survey, published each October.
		2008/09	92%	92%	✓				
		2009/10	97%						
		2010/11	99%						
ECONOMY AND ENTERPRISE THEMATIC PARTNERSHIP									
None									
HEALTHIER COMMUNITIES THEMATIC PARTNERSHIP									
NI 8* (HC/5/a)	Adult participation in sport.	2007/08		See Comment	N/A	N/A	✓	David Watson NYS	Planned annual surveys will provide outturn.
		2008/09 Q1		N/A	N/A	N/A	✓		
			Q2		N/A	N/A	✓		
		Q3							
		Q4	25.7%						
		2009/10	26.7%						
2010/11	26.7%								

		Targets and outturns			Target Achievement	Comparison against previous reporting period	Action evaluation	Target Lead Officer/Employing Organisation	Comments	
Indicator reference * = 2007/10 STRETCH TARGET	Description	Period	Target	Outturn						
L 1* (HC/3/c)	Proportion of mothers throughout North Yorkshire known to smoke during pregnancy (at delivery), as measured by data from NHS Performance Ratings.	2007/08	15.20%	14.20%		N/A	✓	Katie Needham NYPCT	Reporting is one quarter behind for this indicator. 2008/09 Q1 Outturn 13.60% includes Scarborough data, but accuracy of Scarborough data is questionable. NYCC Internal Audit 'health check' will focus upon this indicator and these particular issues.	
		2008/09	Q1	14.6%	13.60%	✓	N/A			✓
			Q2	14.3%	See Comment	N/A	N/A			⚠
			Q3							
			Q4	14.2%						
		2009/10	13.0%							
2010/11	13.0%									
SAFER COMMUNITIES THEMATIC PARTNERSHIP										
NI 47* (SAF/4/a)	People killed or seriously injured in road traffic accidents. (based on 3yr rolling averages)	2007	660	716	⚠	⬇	⚠	Allan McVeigh NYCC	Annual Targets are based on 3 year rolling average but in year Q targets are actuals. *Figures are provisional until year end, but are unlikely to change by much. Performance to date in 2008 is encouraging and significantly below the target. Current performance indicates that the number of people killed and seriously injured will not exceed the 2008 target of 644.	
		2008	Q1	161	112	✓	⬇			✓
			Q2	322	258	✓	⬇			✓
		Craven Hambleton Harrogate Richmondshire Ryedale Scarborough Selby			39					
					43					
					44					
					38					
					23					
				32						
				39						
Q3	483	385	✓	⬆	✓					
Q4	644									
2008	692									
2009	662									
2010	631									

		Targets and outturns			Target Achievement	Comparison against previous reporting period	Action evaluation	Target Lead Officer/Employing Organisation	Comments
Indicator reference * = 2007/10 STRETCH TARGET	Description	Period	Target	Outturn					
L 60* (SAF/8/a) and (SAF/8/b)	Reduce the incidence of violent crime (a) The number of violent crimes recorded annually. (b) The proportion of violent offences which result in Sanction Detections.	2007/08	a) 7136 b) -----	a) 6764 b) 68%	✓	N/A	✓	Nick Warnes NY Police	Targets on Track
		2008/09 Q1	N/A	a) 1271 b) 55%	N/A	N/A	✓		
			Q2 Craven Hambleton Harrogate Richmondshire Ryedale Scarborough Selby	N/A	a) 1757 b) 53%	N/A	N/A		
		a) 133 b) 53%							
		a) 196 b) 49%							
		a) 362 b) 56%							
		a) 120 b) 58%							
		a) 124 b) 49%							
		a) 568 b) 56%							
		a) 254 b) 45%							
2009/10	a) 6993 b) ----- a) 6870 b) 58.0%								
2010/11	a) 6630 b) 60.0%								
STRONGER COMMUNITIES THEMATIC PARTNERSHIP									
NI 155* (STR/2a)	Number of Affordable Homes Delivered (gross)	2007/08	555	429 incl 117 ST	✗	N/A	✓	Colin Dales Richmondshire DC	The target is in two parts, total units available and the enhancement (the ST {stretch} number of units included in the total). The enhancement units must be delivered without use of specified funding. Both the total and the enhancement targets must be achieved for full reward.
		2008/09 Q1	150	39 incl 32 ST	✗	N/A	⚠		
			Q2 Craven Hambleton Harrogate Richmondshire Ryedale Scarborough Selby	300	117 incl 72 ST (cum)	✗	↑		
		10 incl 8 ST							
		19 incl 12 ST							
		17 incl 7 ST							
		17 no ST							
		50 incl 45 ST							
		0							
		4 no ST							
2009/10	450								
2010/11	1016 (cum) 1618 (cum) 2221 (cum) incl 103 ST								

		Targets and outturns			Target Achievement	Comparison against previous reporting period	Action evaluation	Target Lead Officer/Employing Organisation	Comments	
Indicator reference * = 2007/10 STRETCH TARGET	Description	Period	Target	Outturn						
NI 175* (STR/3/c)	To increase the number of inaccessible parishes which have access to community transport journey opportunities, and to achieve patronage overall of 171,000 in 2007/8; 189,000 in 2008/9; 199,530 in 2009/10 (An inaccessible parish is defined as one with a bus service less than 5 days per week or with a frequency less than every 2 hours).	2007/08	171,000	169,877		N/A		John Laking NYCC	Excellent performance Target on Track - Actual figure represents a 19% increase on target.	
		2008/09 Q1		47,944	57,282		N/A			
			Q2	91,892	127,463 18,133		N/A			
		Craven Hambleton Harrogate Richmondshire Ryedale Scarborough Selby			99,575					
					9,755					
		Q3								
		Q4	189000							
		2009/10	199530							
2010/11	205000									
L 41* (STR/3/a)	The percentage of the population of North Yorkshire living within five miles of a Joint Access Centre, as measured by 2001 Census data and latest mid-year population estimates.	2007/08		48.30%	N/A	N/A		Tom Jenkinson NYCC	NB. 07/08 and 08/09 Q1 Outturn Amendment due to revised calculation method. NB. New population figures released during 2008/09 Q2 used in calculation. Excellent progress 2008/09 target met and only 3.4% off 2009/10 target.	
		2008/09 Q1		53.40%	N/A					
			Q2	73.20%						
		Craven Hambleton Harrogate Richmondshire Ryedale Scarborough Selby		96.90%						
				58.40%						
			68.40%							
			80.80%							
			57.70%							
	79.10%									
	79.60%									
	Q3									
Q4	59.94%									
2009/10	76.60%									
2010/11	85.00%									
L 56* (STR/1/e)	Volunteering by people who are BME or unemployed or disabled.	2007/08		512		N/A		Helen Black NYFVO	Outturn from six monthly survey - Q2 outturn achieved target.	
		2008/09 Q1		N/A	N/A					
			Q2	570						
		Q3								
		Q4	438							
		2009/10	472							
		2010/11	472							

Indicator reference * = 2007/10 STRETCH TARGET	Description	Targets and outturns			Target Achievem ent	Comparison against previous reporting period	Action evaluati on	Target Lead Officer/Employing Organisation	Comments	
		Period	Target	Outturn						
L 57* (STR/1/f)	Volunteering in Special Volunteering	2007/08		455	✓	N/A	✓	Helen Black NYFVO	Outturn from six monthly survey - Q2 outturn achieved target.	
		2008/09	Q1		N/A	N/A	N/A			✓
			Q2		458	✓	↑			✓
			Q3							
			Q4	410						
		2009/10		441						
2010/11		441								
L 63* (STR/1/c)	Participation in regular volunteering	2007/08		N/A	N/A	N/A	✓	Helen Black NYFVO	Place Survey - undertaken in Autumn 2008 & 2010	
		2008/09	Q1		N/A	N/A	N/A			✓
			Q2		N/A	N/A	N/A			✓
			Q3							
			Q4							
		2009/10	6.0%							
2010/11	6.0%									