


















Reward Element Indicator Progress (19) - Quarter 2 (1 July - 30 September 2007)

KEY
















- | | | | | | |
|---|-----------------------------|---|---|---|---------------|
|  | Target achieved |  | Completed and Planned Action OK |  | Improving |
|  | Result within 10% of target |  | Completed and/or planned action might be inadequate |  | No change |
|  | Target not achieved |  | and/or planned action inadequate |  | getting worse |

		Targets and outturns			Target Achievement	Comparison against previous reporting period	Action evaluation	Target Lead Officer	Comments	
Indicator reference	Description	Period	Target	Outturn						
ADULTS THEMATIC PARTNERSHIP										
ASP/4(a)	Number of additional extra care units occupied	2007/08 Q1			N/A	N/A		Michael Hunt - NYCC ACS	The Ripon and Sutton in Craven schemes are now open and almost fully occupied. The profile to achieve the target reflects the planned completion dates for schemes over the three years.	
		Q2		70	N/A	N/A				
		Q3								
		Q4		106						
		2008/09		275						
		2009/10		363 (cum)						
ASP/4(b)	The number of households receiving intensive home help/care as a percentage of all adults and older people in residential and nursing care and households receiving intensive home help/care.	2007/08 Q1			N/A	N/A		Michael Hunt - NYCC ACS	Measured in September and reported in November each year	
		Q2	No Q2 Target	N/A	N/A	N/A				
		Q3								
		Q4		23%						
		2008/09		24%						
		2009/10		26%						
ASP/6(a)	The number of people (per 100,000) receiving Direct Payments and/or an Individual Budget as a proportion of the population aged 18 and over.	2007/08 Q1	54	58.6	N/A	N/A		Michael Hunt - NYCC ACS	Q2 achievement well above target	
		Q2	58	178.7						
		Q3								
		Q4		67						
		2008/09		83						
		2009/10		106 (cum)						

		Targets and outturns			Target Achievement	Comparison against previous reporting period	Action evaluation	Target Lead Officer	Comments
Indicator reference	Description	Period	Target	Outturn					
ASP/10(a)	The number of Adult Protection Referrals made to the lead agency (NYCC) under the multi-agency adult protection procedure.	2007/08 Q1	56	66	✓	N/A ↓	✓	Sandra Whitehead - NYCC ACS	Slight reduction in Q2 but final figure likely to be higher. Above the target profile.
		Q2	112	128	✓		✓		
		Q3	168						
		Q4	224						
		2008/09	470						
		2009/10	743 (cum)						
ASP/11(c)	The number of people aged 16+ who are helped to live independently at home for a period of at least 12 months and prevented from admission to residential care through assistive technology equipment as measured by case file returns to North Yorkshire.	2007/08 Q1		N/A	N/A	N/A	✓	Michael Hunt - NYCC ACS	Outcomes cannot be confirmed until 12 months after installation of technology.
		Q2	No Q target	N/A	N/A	N/A	✓		
		Q3							
		Q4	119						
		2008/09	238						
		2009/10	357 (cum)						
CHILDREN THEMATIC PARTNERSHIP									
CYP/1(a)	Percentage of schools achieving Healthy Schools status.	2007/08 Q1		54.4%	✓	N/A ↑	✓	Katharine Bruce - NYCC CYP	On track.
		Q2	51.5%	55.0%	✓		✓		
		Q3							
		Q4							
		2008/09	70%						
		2009/10	85%						
CYP/2(a)	Percentage of 5 to 16 year olds accessing two hours or more of high quality physical education and/or school sports within and beyond the curriculum each week.	2007/08 Q1		N/A	N/A	N/A	✓	Heather Newman - NYCC CYP	Outturn from Oct survey results
		Q2	No Q target	N/A	N/A	N/A	✓		
		Q3							
		Q4	85%						
		2008/09	92%						
		2009/10	97%						

		Targets and outturns			Target Achievement	Comparison against previous reporting period	Action evaluation	Target Lead Officer	Comments
Indicator reference	Description	Period	Target	Outturn					
CYP7/(a)	Average percentage of 16-18 year olds not in Education; Training; or Employment.	2007/08 Q1		3.8%	N/A	N/A	✓	Barry Hitchen - NYCC CYP	In September Y11 leavers are added to the figures which makes them go up. However, planned action is on track to achieve the target for Q3.
		Q2		4.9%	N/A	↓	✓		
		Q3	4.4%						
		Q4							
		2008/09	4.1%						
		2009/10	3.6%						
HEALTHIER COMMUNITIES									
HC/3/(c)	Proportion of mothers throughout NorthYorkshire known to smoke during pregnancy (at delivery).	2007/08 Q1	15.8%	16.20%	▲	N/A	✓	Katie Needham - Y&NY PCT	Reporting is one quarter behind for this indicator
		Q2	15.5%	No data	N/A	N/A	✓		
		Q3							
		Q4							
		2008/09	14.2%						
		2009/10	13.0%						
HC/5/(a)	Proportion of adults undertaking moderate intensity exercise for 30 + minutes at least 3 times per week based on Active People survey.	2007/08 Q1	No annual or Q		N/A		✓	David Watson - North Yorkshire Sport (Harrogate BC)	Planned annual surveys will provide outturns
		Q2	Targets		N/A	N/A	✓		
		Q3							
		Q4							
		2008/09							
		2009/10	26.7%						
SAFER COMMUNITIES									
SAF/4/(a)	Reduce the number of people killed and seriously injured in road accidents.	2007/08 Q1	330	316	✓	N/A	✓	Barrie Mason - NYCC BES	Monitoring on half calendar year (Q1 and Q3) and final target for end of Q3 2009
		Q2							
		Q3	660						
		Q4							
		2008/09	1304						
		2009/10	1931 (cum)						

		Targets and outturns			Target Achievement	Comparison against previous reporting period	Action evaluation	Target Lead Officer	Comments
Indicator reference	Description	Period	Target	Outturn					
SAF/8(a)	Reduce the incidence of violent crime -the number of violent crimes recorded annually	2007/08 Q1						Alison Lesley - NY Police	In Q1 outturn was 5% above target - In Q2 reduced to 2%
		Q2							
		Q3							
		Q4							
		2008/09	6993						
		2009/10	6870						
SAF/8(b)	Reduce the incidence of violent crime - the proportion of violent offences which result in sanction detections	2007/08 Q1		68%				Alison Lesley - NY Police	Q1 and Q2 outturns well above the target for the end of the LAA.
		Q2		67%					
		Q3							
		Q4							
		2008/09							
		2009/10	58%						
STRONGER COMMUNITIES									
STR/1(c)	An increase in the number of people aged 18 and over reporting that they have engaged in formal volunteering on an average for at least 2 hours per week over the last year as measured by a public survey.	2007/08 Q1		N/A	N/A			Chris Shield - North Yorkshire Forum for Voluntary Organisations	Outturn to be determined from annual survey. Some action held pending receipt of PPG.
		Q2		N/A	N/A				
		Q3							
		Q4							
		2008/09							
		2009/10	6.0%						
STR/1(e)	An increase in the number of people recorded as or reporting that they have engaged in formal volunteering on average for at least two hours per week over the previous year as measured by a headcount of hard to reach volunteers in defined categories.	2007/08 Q1		N/A	N/A			Chris Shield - North Yorkshire Forum for Voluntary Organisations	Outturn to be determined from headcount. Counts to be undertaken each January and June. If the current headcount can be maintained the target will be achieved.
		Q2		591		N/A			
		Q3							
		Q4							
		2008/09	438						
		2009/10	472						
STR/1(f)	An increase in the number of people recorded as or reporting engaged in formal volunteering on average for at least two hours per week over the last year as measured by a headcount of volunteers undertaking special volunteering in defined categories..	2007/08 Q1		N/A	N/A			Chris Shield - North Yorkshire Forum for Voluntary Organisations	Outturn to be determined from headcount. The current headcount is in excess of the 08/09 target.
		Q2		431		N/A			
		Q3							
		Q4							
		2008/09	410						
		2009/10	441						

Indicator reference	Description	Targets and outturns			Target Achievement	Comparison against previous reporting period	Action evaluation	Target Lead Officer	Comments	
		Period	Target	Outturn						
STR/2(a)	The number of new affordable local need housing units provided in North Yorkshire. The stretch element of the target will exclude those delivered through the National Affordable Housing Programme; through the North Yorkshire Second homes Council tax Scheme; and through Section 106 Agreements signed or agreed prior to 1 April 2007. Only properties that have been completed and ready for occupation will be counted against the performance target.	2007/08 Q1	139 incl 6.5 ST	60 inc 11 ST				Colin Dales - Richmondshire DC	As progress towards this target at 31 March 2011 will not be linear the Q1 target and outcome should be treated as only indicative. Most completions will occur in the later stages of the LAA period.	
		Q2	139 incl 6.5 ST	82 incl 6 ST						
		Q3								
		Q4	555							
		2008/09	1110							
		2009/10	1665							
		2010/11	2220 (cum)							
STR/3(a)	The percentage of the population of North Yorkshire living within five miles of a Joint Access Centre.	2007/08 Q1	no additional openings	no additional openings				Paul Ellis - Craven DC	Long lead time for outturn achievement	
		Q2								
		Q3								
		Q4								
		2008/09	59.9%							
		2009/10	76.6%							
STR/3(c)	The number of passengers carried on Community Transport mini buses throughout North Yorkshire by the 'Future Builders Partnership', including additional public sector transport provide by the voluntary sector.	2007/08 Q1	42,750	42,850				John Laking - NYCC BES	Cumulative Q targets	
		Q2	85,000	82,129						
		Q3								
		Q4	171,000							
		2008/09	189,000							
		2009/10	199,530							

ECONOMY AND ENTERPRISE - NONE